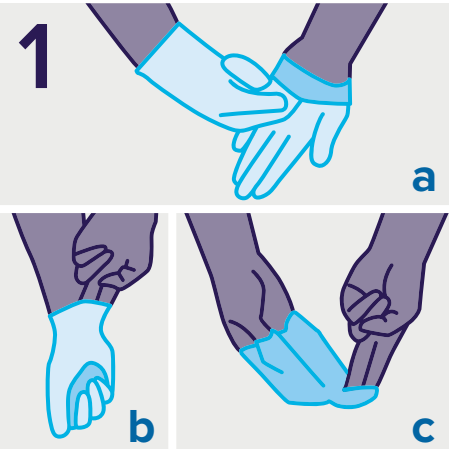


Doffing PPE: Droplet Precaution in the Anteroom

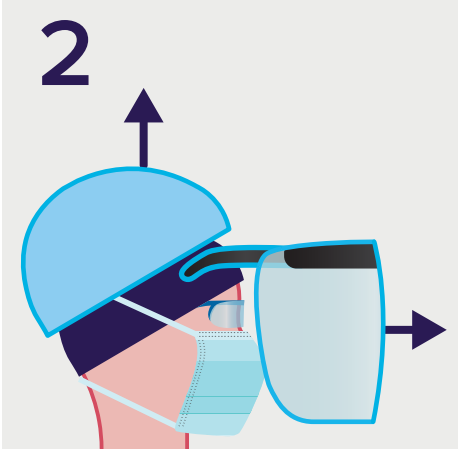
All doffing procedures are to be done
leaning forward over garbage

1




Remove
outer gloves

2



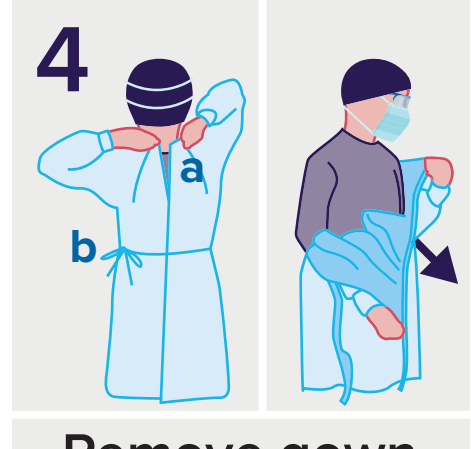
Remove face
shield/outer hat

3



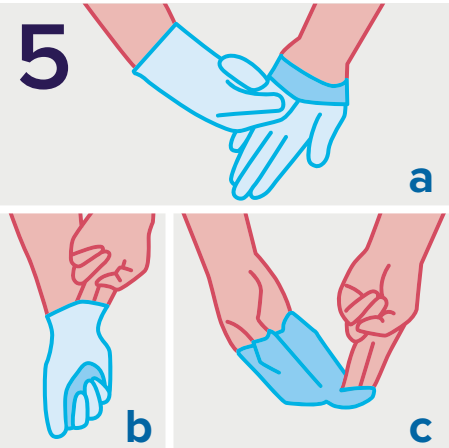
Neck Cover
Pull at shoulders to
unstick, pull out &
away from face,
avoid flapping.

4



Remove gown
(neck tie first, waste tie
second. Pull from shoulders
leaning forward)

5



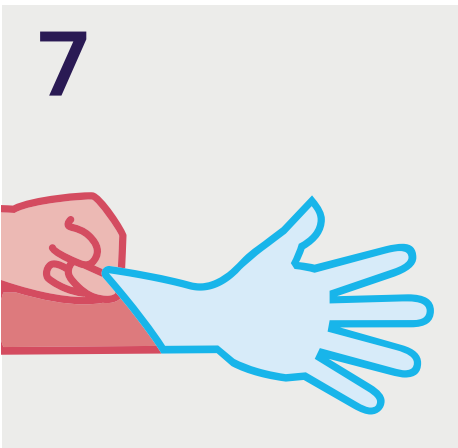
Remove gloves

6



Hand hygiene
(20 secs)

7



Don clean
gloves

8



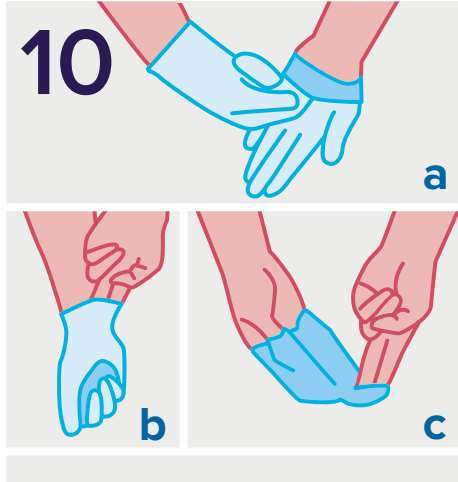
Remove goggles
Place goggles in
bin to be cleaned

9



Wash
shoes/boots
with virox

10



Remove gloves

11



Hand hygiene
(20 secs)

12



Remove mask
(bottom strap first,
top strap second)

13



Hand hygiene
(20 secs)

14

Leave the
anteroom

EXIT

15



Change scrubs &
consider showering

If contamination
suspected at any
point, immediately
perform additional
hand hygiene
(20 secs).